

Technical sheet :

# **280 TJ**

---

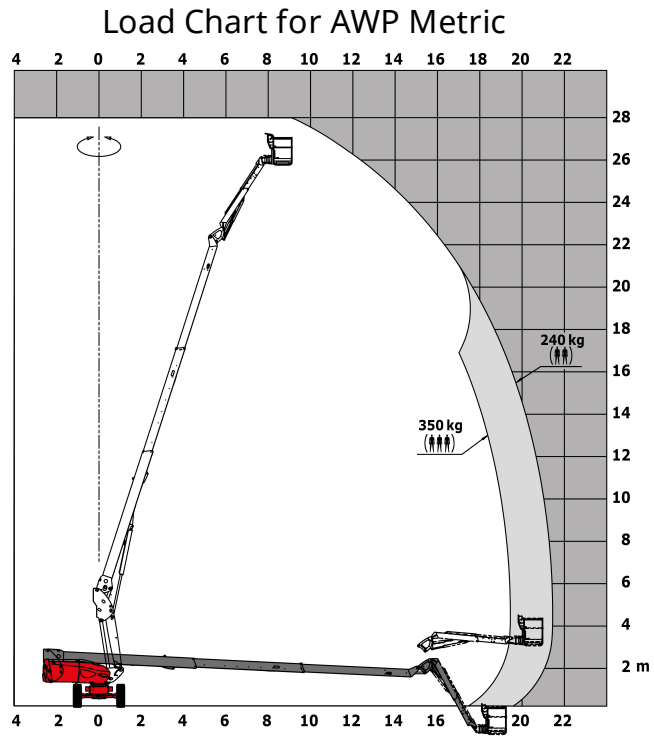


Capacities		Metric
Working height	h21	27.73 m
Platform height	h7	25.73 m
Max. outreach	l4	21.45 m
Pendular arm rotation (top / bottom)		+56.8 ° / -62 °
Platform capacity / capacity (maximum)	Q	350 kg / 240 kg
Turret rotation		360 °
Platform rotation (right / left)		90 ° / 90 °
Number of people (inside / outside)		3 / 2
Weight and dimensions		
Platform weight*		16500 kg
Platform dimensions (length x width)	lp / ep	2.3 m x 0.9 m
Overall width	b1	2.48 m
Overall length	l1	11.36 m
Overall height	h17	2.73 m
Overall length (stowed)	l9	8.09 m
Overall height (stowed)	h18	2.71 m
Floor height (access)	h20	0.4 m
Telescopic jib length folded / unfolded		2800 mm / 4300 mm
Counterweight offset (turret at 90°)	a7	1.43 m
Internal turning radius (over tyres)	b13	1.97 m
External turning radius	Wa3	4.35 m
Ground clearance at centre of wheelbase	m2	0.41 m
Wheelbase	y	2.8 m
Performances		
Drive speed - stowed		4.5 km/h
Drive speed - raised		0.8 km/h
Gradeability		40 %
Permissible leveling		4 °
Wheels		
Tyres type		Solid Tyres Cured-On
Dimensions of front wheels / rear wheels		1025 x 365 mm - 1025 x 365 mm
Drive wheels (front / rear)		2 / 2
Steering wheels (front / rear)		2 / 2
Braking wheels (front / rear)		2 / 2
Engine/Battery		
Engine brand / model / norm		Yanmar - 4TNV88C - Stage 5
I.C. Engine power rating / Power (kW)		46 Hp / 34.3 kW
Miscellaneous		
Ground Pressure		21.3 daN/cm <sup>2</sup>
Hydraulic Pressure		400 Bar
Hydraulic tank capacity		94 l
Fuel tank		76 l
Noise to environment (LwA)		102 dB(A)
Vibration on hands/arms		0.5 m/s
Standards compliance		
This machine is in compliance with:		European directives: 2006/42/EC- Machinery (revised EN280:2013) - 2004/108/EC (EMC) - 2006/95/EC (Low voltage)

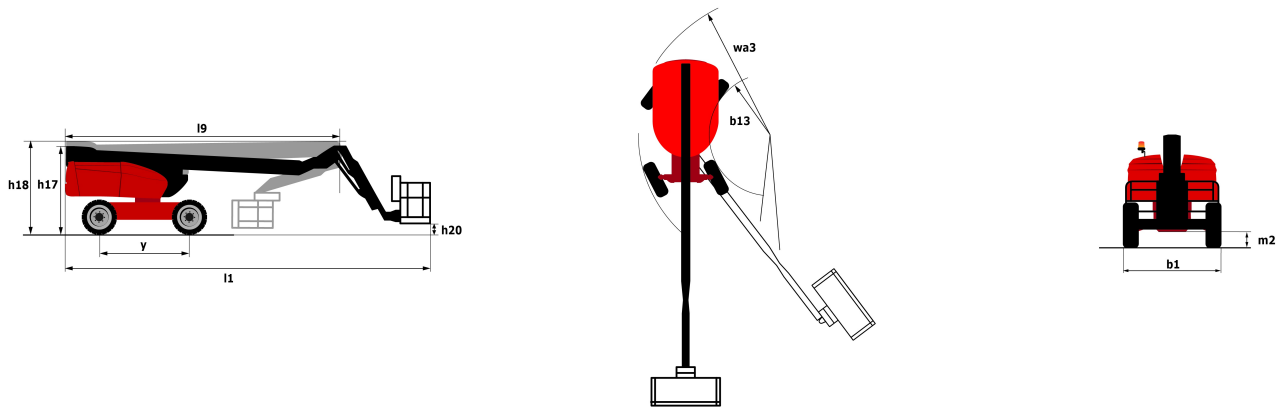
\*Varies according to options and standards of the country to which the machine is delivered

\*\* According to "REDUCE cycle"

# Load chart



## Dimensional drawing



## Equipment

### Standard

- 230V Predisposition
- 4 simultaneous movements
- 4 wheel drive
- 4 wheel steer with crab mode
- Audible alarm and illuminated indicator lamp (leveling, overload, lowering)
- Backup electrical pump
- CAN bus technology
- Connected machine
- Continuous turret rotation
- Dead man pedal
- Differential locking on rear axle
- Emergency stop button in platform and on frame
- Engine on swivel chair
- Engine with DPF
- Front axle with limited slip
- Fuel gauge with low level indicator
- Horn in the platform
- Hour meter
- LED rotating beacon
- Large basket with three entries
- Oscillating front axle
- Remote control for transport
- Stop & Go system
- Telescopic jib
- Turret orientation information
- X Y function

### Optional

- Access control keypad for easy link
- Additional storage boxes
- Air predisposition
- Battery blanket
- Battery cut-off
- Beep on every movement
- Beep upon travel

## Optional

Biodegradable hydraulic oil

Easy link with remote lock

Engine Block Heater

Extreme cold oil

Highly capacity battery

Hydraulic oil heater

Large basket 2.30m with lateral door

Lockable fuel cap

Narrow basket 1.80m

Non marking solid tyres

Onboard generator (3,5 or 5 kW)

Panel cradle

Personalized paintwork

Pipe cradle

SPS : Secondary protection system

Safety kit (Harness + helmet)


Safety valve

Screen protection on the lower box control

Socket 230 V + differential circuit breaker

Spark arrester

Working light



Siège Social

430 rue de l'Aubinière - 44150 Ancenis Cedex - France

Tel: +33(0)2 40 09 10 11 - Fax: +33 (0)2 40 09 10 97

[www.manitou.com](http://www.manitou.com)



This brochure describes versions and configuration options for Manitou products which may be fitted with different equipment. The equipment described in this brochure may be standard, optional or not available depending on version. Manitou reserves the right to change the specifications shown and described at any time and without prior warning. The manufacturer is not liable for the specifications given. For more information, contact your Manitou dealer. Non-contractual document. Product descriptions may differ from actual products. List of specifications is not comprehensive. The logos and visual identity of the company are the property of Manitou and may not be used without authorisation. All rights reserved. The photos and diagrams contained in this brochure are provided for information only.

MANITOU BF SA - Limited company with board of directors - Share capital: 39,668,399 euros - 857 802 508  
RCS Nantes